

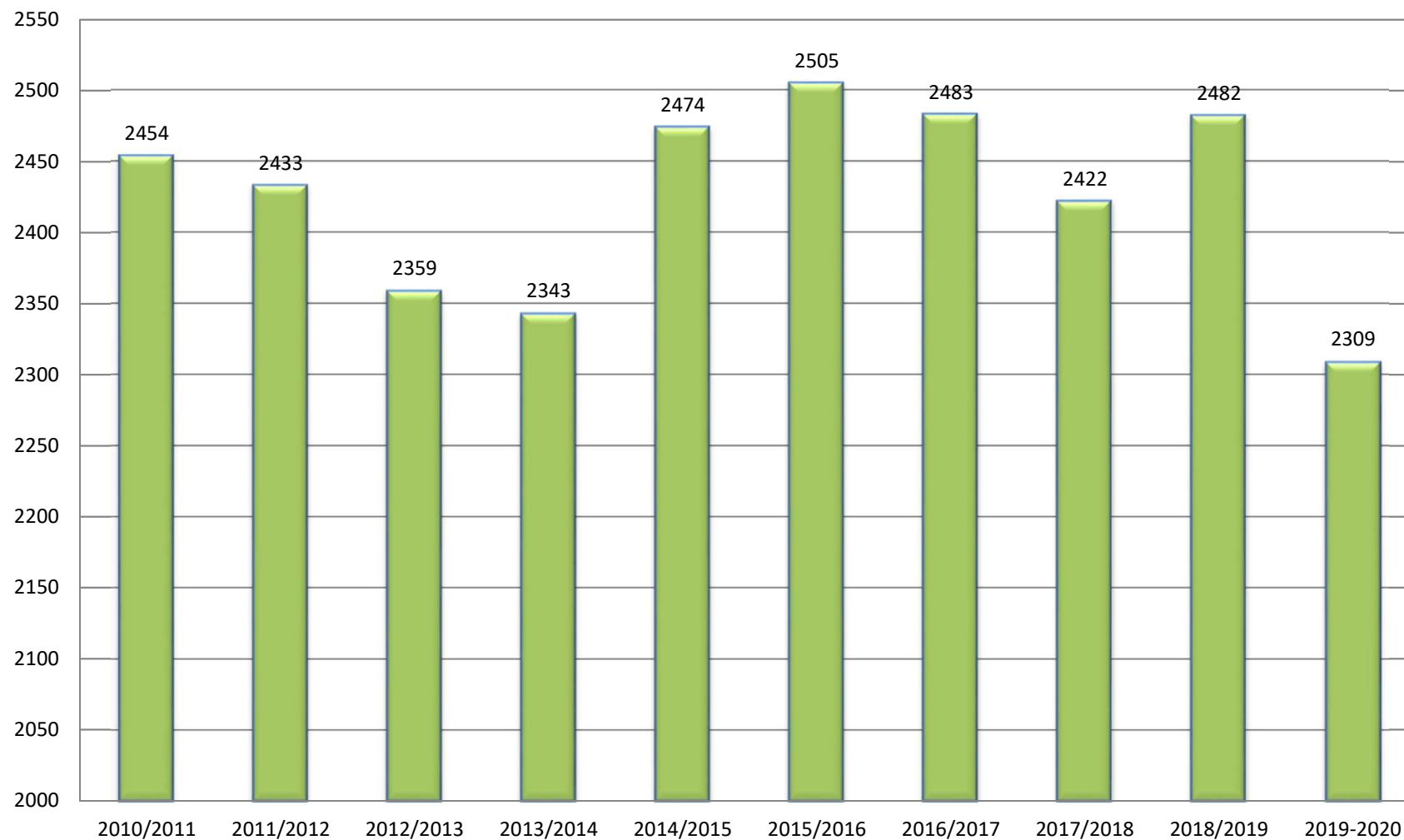
# A LOOK BEHIND PUPIL PLACE PLANNING

**Sarah Williams**  
Service Manager,  
Education Support  
Service

12<sup>th</sup> November 2020



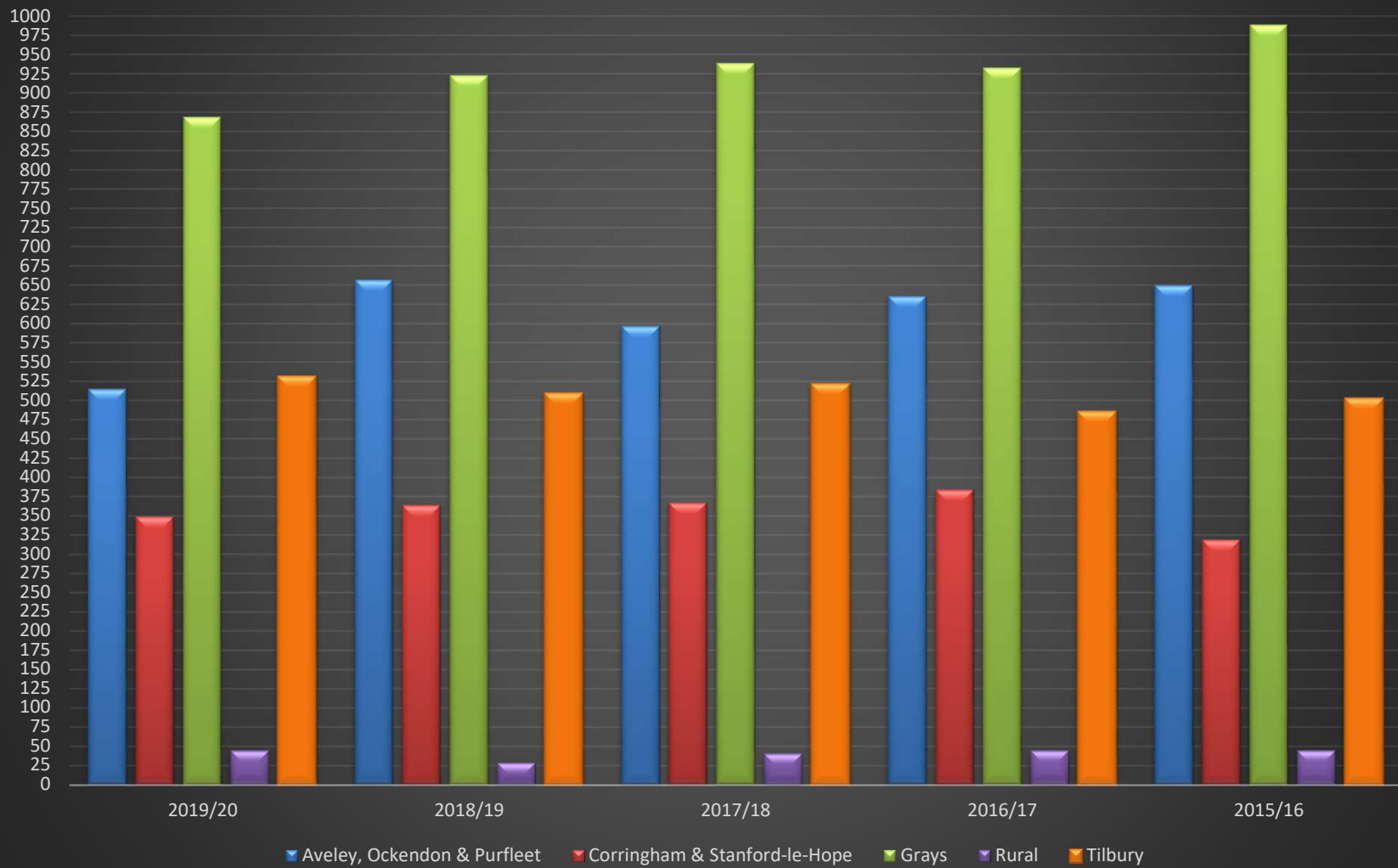
## Birth Data over last ten years



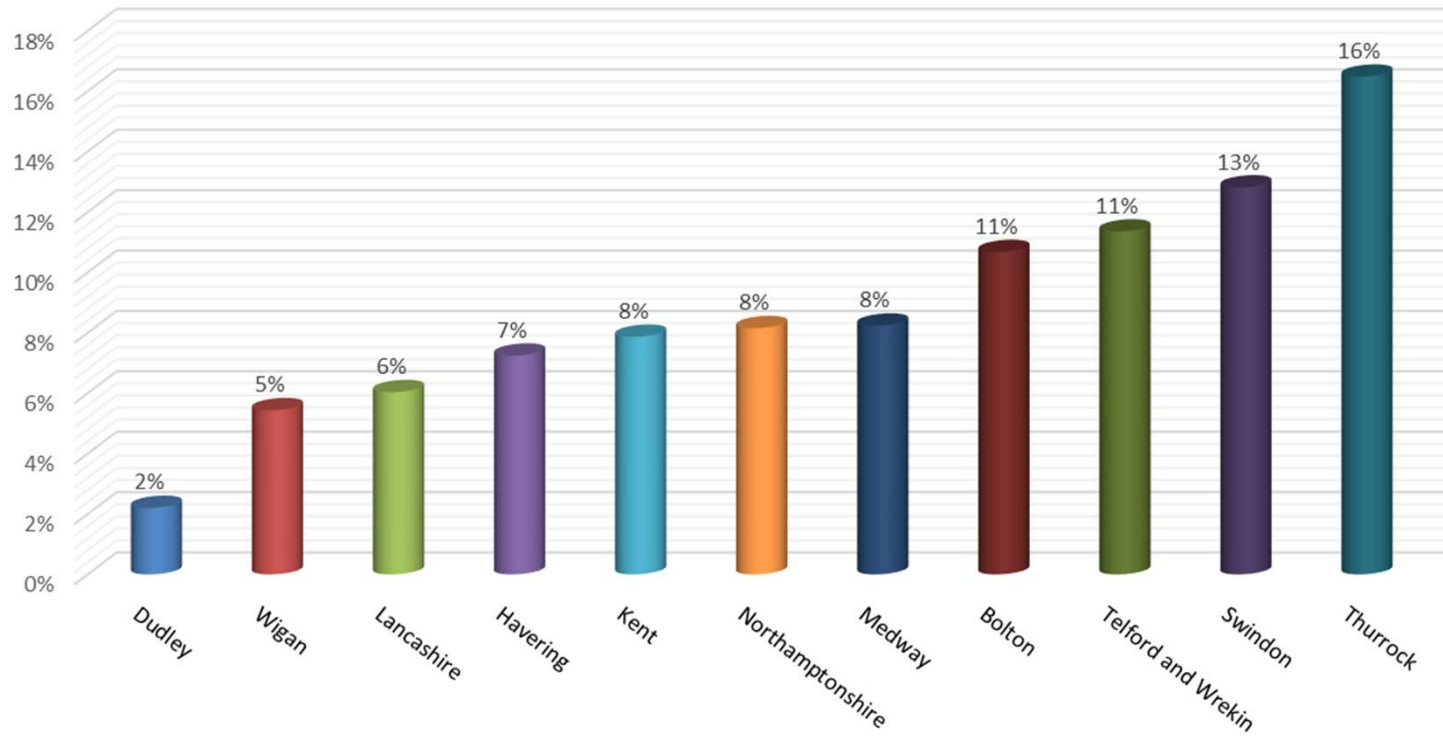
## Live Births in Thurrock and Reception take up figures 4 years later

Year of Birth	2004-05	2005-06	2006-07	2007-08	2008-09	2009-10	2010-11	2011-12	2012-13	2013-14	2014-15	2015/2016
Number of live births in the authority	2,152	2,024	2,241	2,261	2,367	2,330	2,454	2,433	2,343	2,343	2,474	2,505
Year entering school at 4+	2009-10	2010-11	2011-12	2012-13	2013-14	2014-15	2015-16	2016-17	2017-18	2018-19	2019-20	2020-2021 as at 141020
Number of children admitted into reception	1,844	1,884	2,237	2,263	2,321	2,277	2,430	2,463	2,407	2,390	2,461	2,547
Historical uptake factor	85.69%	93.08%	99.82%	100.09%	98.06%	97.73%	99.02%	101.23%	102.73%	102.01%	99.47%	101.68%

## Birth Data by Planning Area for last Five Years

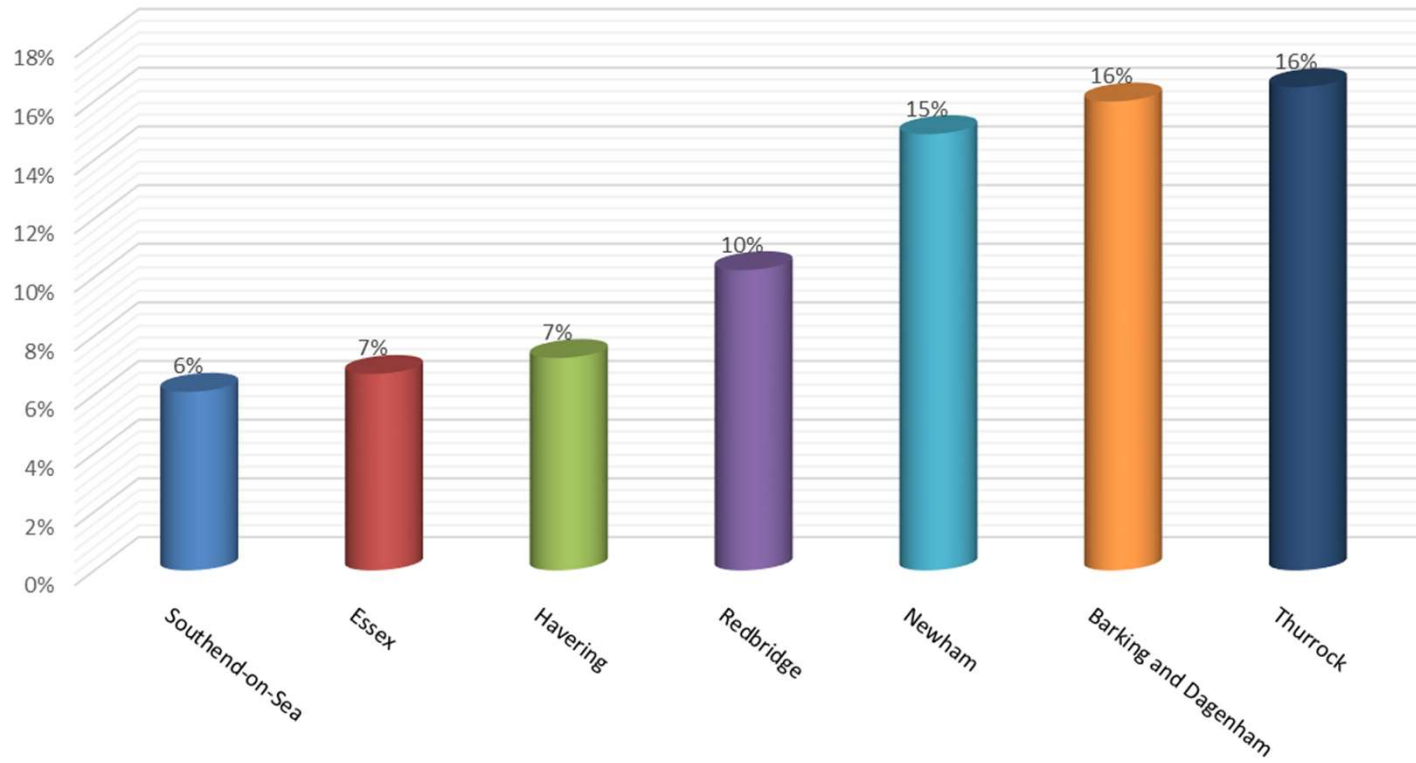


## % Pupil Increase since January 2013 to January 2019



Statistical Neighbours

## % Pupil Increase since January 2013 to January 2019



Geographical Neighbours

## Summary of PPP 2020-24

School	PAN	Sep-20	Sep-21	Sep-22	Sep-23	Sep-24
<b>PRIMARY NUMBERS</b>	17,724	17,488	17,768	17,868	17,967	18,161
In Year Admissions		263	266	269	269	272
	17,724	17,751	18,034	18,137	18,236	18,433

TOTALS	PAN	Sep-20	Sep-21	Sep-22	Sep-23	Sep-24
<b>SECONDARY NUMBERS</b>	11,160	10,705	11,063	11,519	11,770	11,871
In Year Admissions		160	166	173	177	178
	11,160	10,865	11,229	11,692	11,947	12,049

PAN below include Orsett Heath Academy and Thames Park opening at 120 in September 2020.

TOTALS	PAN
<b>SECONDARY NUMBERS</b>	12,360
In Year Admissions	
	12,360